

2023 annual report to the Community

O'Halloran Hill Kindergarten

O'Halloran Hill Kindergarten number: 3664

Partnership: South Valley



Preschool director:

Kerri Willmott

Signature

Date of endorsement:

13/02/2024



Context Statement

Information about O'Halloran Hill Kindergarten is available on the centres website, as well as the Australian Childrens Education and Care Quality Authority (ACECQA) website.

Report from Governing Council

The OHHK staff, Parent Voice members, had a very busy and successful year in 2023. The children left kindy as capable, resilient, and school ready graduates that developed wonderful relationships with their peers and educators.

In 2023, the children explored, imagined, played, created, and shared in an engaging program, supporting their needs. Literacy was well explored with educators supporting book making and encouraging the children to become authors and illustrators and presenting them to the class, developing their early literacy skills.

The children also enjoyed the outdoor play spaces, from climbing trees, collecting bugs and being curators of their vegetable garden. Musical Muscles was once again enjoyed with Caleb, where they developed confidence and became enthusiastic musicians which was demonstrated to parents in Term 2.

The Parent Voice continued to fundraise for equipment purchases. It included framed art created by the children, a wine drive, individual artwork on a variety of homewares and the obstacle-a-thon. The total amount raised this year was \$2502.47. The obstacle-a-thon saw the children thriving in their play space. They were able to welcome parents into the kindy and demonstrate their amazing gross motor skills.

A successful community is vital in the education of every child and I would like to acknowledge the time and effort parents put into making our kindy a safe and inviting environment. I acknowledge the work of Parent Voice members who engaged in discussion and decision making regarding the kindy going forward. I also acknowledge the work of the OHHK team, who continue to provide a quality and engaging program where the children thrived and became competent and independent learners.

Preschool Attendance

	Term 1	Term 2	Term 3	Term 4
2020 centre	90%		79.7%	76.3%
2021 centre	88.8%	82.3%	87.8%	78.8%
2022 centre	84.9%	81.4%	84.6%	88.5%
2023 centre	91.5%	87.8%	88.2%	86.2%
2020 state	89.1%		84.6%	85.8%
2021 state	87.3%	85.3%	87.1%	84.5%
2022 state	83.6%	77.6%	77.9%	77.8%
2023 state	85.4%	82.9%	83.4%	81.4%

Based on attendances recorded in the two-week reference period each term. Data for eligible enrolments as described in the department's Enrolment policy. Attendance rates may differ to previous reporting with the transfer from calculations based on deemed attendance to actual attendance using booked hours divided by attended hours. Data Source: Department for Education Attendance Data, Semester 1 Report 2023. A blank cell indicates there were no students enrolled.

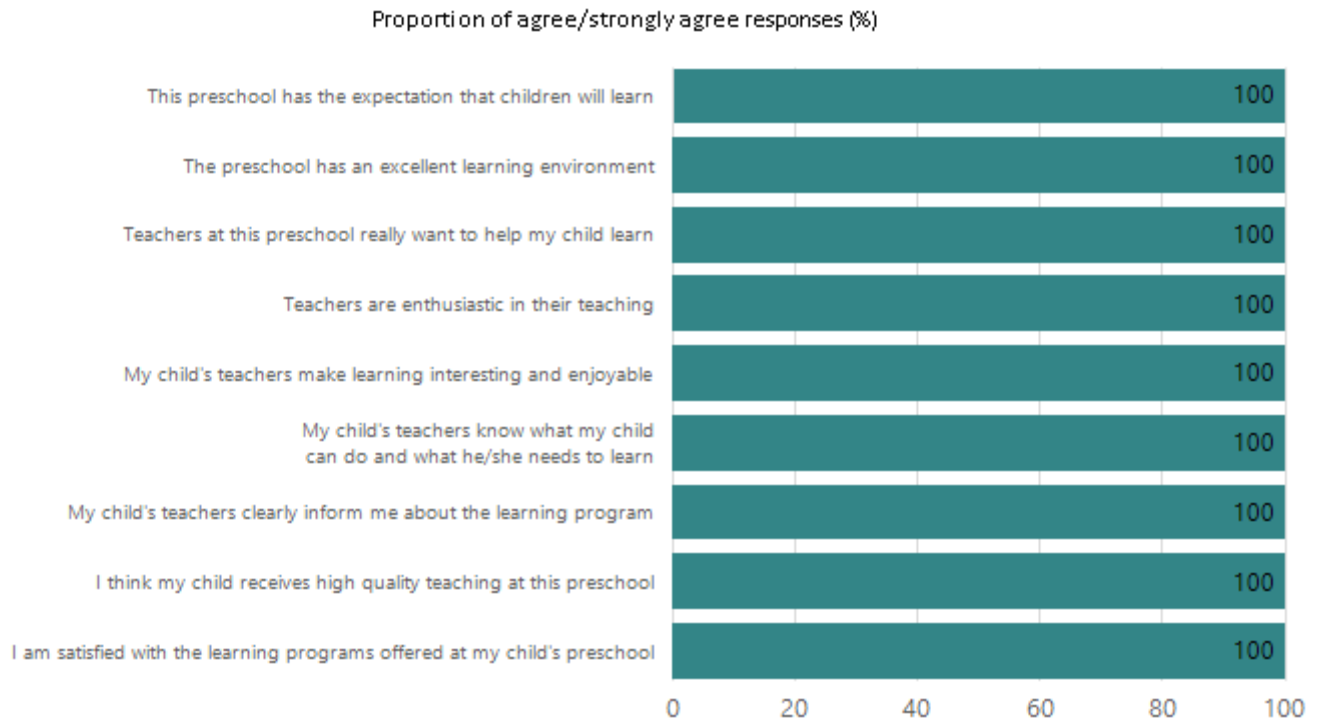
Note: Term 2 2020 data may not be available for all preschools.

Attendance Comment

In South Australia, preschool attendance is not compulsory, but it is strongly encouraged. Preschool gives children the best opportunity to develop skills, which prepare them for school. These benefits include establishing positive routines and habits, friendships and connections as well as developing communication, problem-solving and creative skills. All children are entitled to access a preschool program over 4 terms the year before they start school.

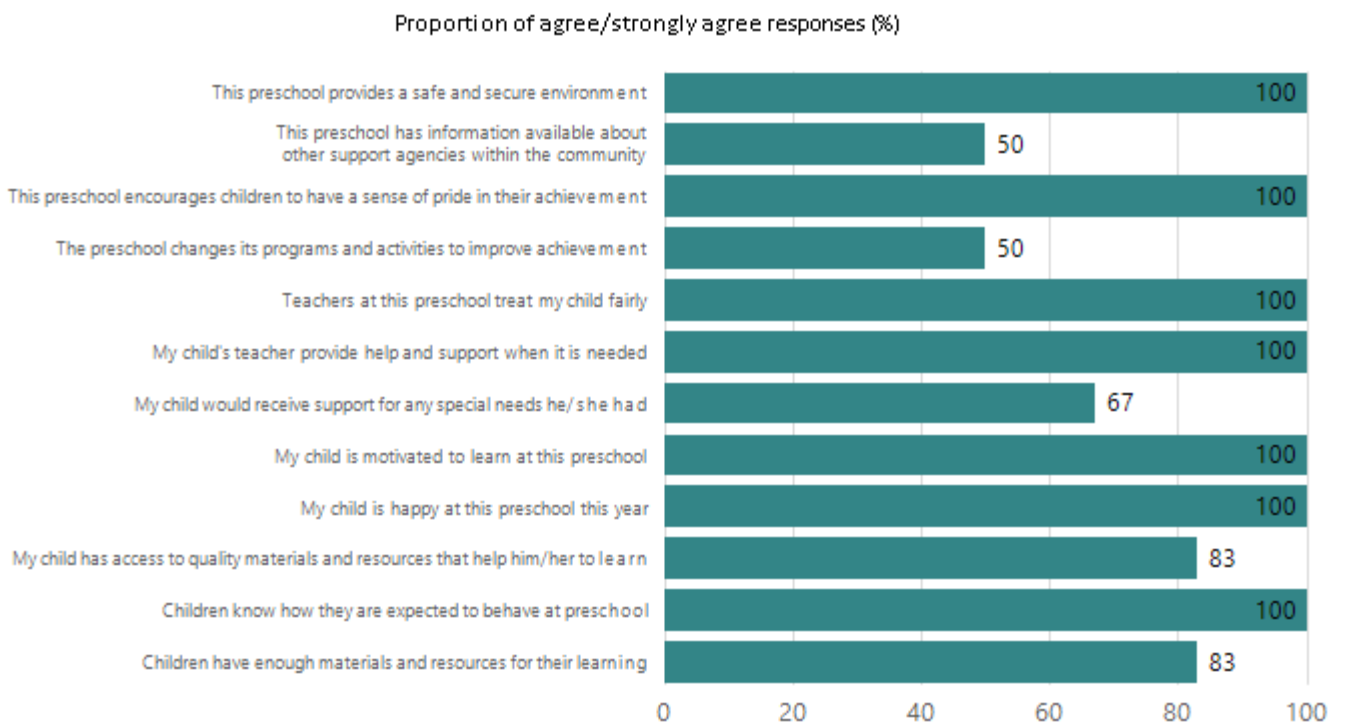
Preschool Family Opinion Survey

Quality of Teaching and Learning



Data Source: 2023 Department for Education Preschool Family Opinions Survey, Term 3 2023.

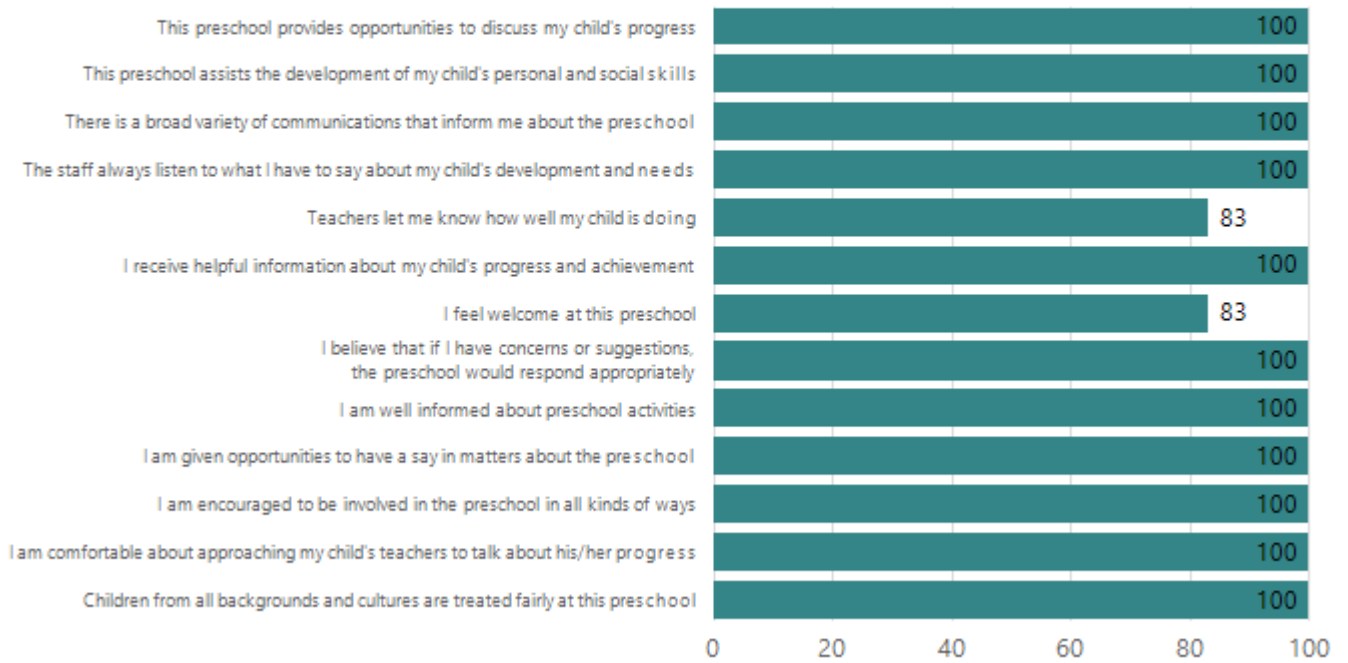
Support of Learning



Data Source: 2023 Department for Education Preschool Family Opinions Survey, Term 3 2023.

Relationships and Communication

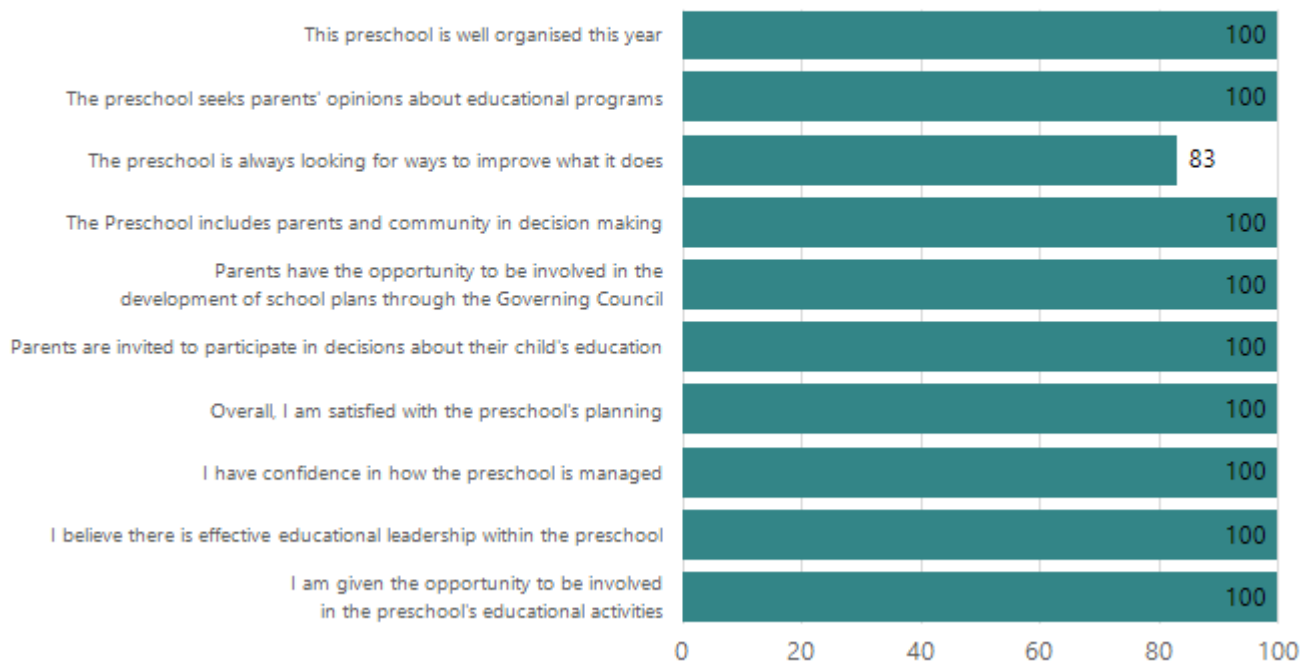
Proportion of agree/strongly agree responses (%)



Data Source: 2023 Department for Education Preschool Family Opinions Survey, Term 3 2023.

Leadership and Decision Making

Proportion of agree/strongly agree responses (%)



Data Source: 2023 Department for Education Preschool Family Opinions Survey, Term 3 2023.

Destination Schools

Feeder Schools (Site number - Name)	2021	2022	2023
0972 - Hawthorndene Primary School	4.4%		
1056 - Woodend Primary School	13.0%		3.3%
1163 - Braeview School		36.4%	26.7%
1226 - Craighburn Primary School			3.3%
1537 - Sheidow Park Primary School	13.0%		
8030 - Sunrise Christian School Morphett Vale			3.3%
8387 - Sunrise Christian School Marion	8.7%		
8390 - Prescott College Southern		4.6%	3.3%
9070 - St Bernadette's School	4.4%		3.3%
9074 - Stella Maris Parish School		4.6%	
9755 - Emmaus Catholic School		4.6%	
9999 - Unknown	56.5%	50.0%	56.7%

Note: The data is collected in term 3. It does not reflect actual schools enrolled in by existing preschool children. A blank cell indicates there was no data for students enrolled.

Data Source: Department for Education Destination Data Report, 2023.

Highest Qualifications held by the teaching workforce and workforce composition

All teachers at this school are qualified and registered with the SA Teachers Registration Board.

Qualification Level	Number of Qualifications
Bachelor's degrees or Diplomas	1
Postgraduate Qualifications	1

Data Source: Data extracted from Mandatory Workforce Information Collections as on the last pay date of June 2023. As self-reported by staff in the system.

Please note: Data includes staff who are Actively employed and on extended paid leave. Please note only the highest qualification of the Teaching staff is reported. Excludes any number of other certifications earned.

Workforce composition including indigenous staff

	Teaching Staff		Non-Teaching Staff	
	Indigenous	Non-Indigenous	Indigenous	Non-Indigenous
Full-Time Equivalent	0.0	1.4	0.0	0.6
Persons	0.0	2.0	0.0	1.0

Data Source: Data extracted from Mandatory Workforce Information Collection as on the last pay date of June 2023.

Please note: Data includes staff who are actively employed and on extended paid leave. "Indigenous category" is self-reported by staff in the system.

Financial Statement

Funding Source	Amount
Grants: State	\$277 925.68
Grants: Commonwealth	
Parent Contributions	\$29 063.38
Fund Raising	\$2 502.47
Other	

Data Source: School supplied data.